



AUDIT ANALYTICS®

GETTING STARTED GUIDE

Ensuring a successful start with Audit Analytics

WWW.AUDITANALYTICS.COM

Welcome to Audit Analytics!

We're excited to have you on board!

You are joining hundreds of universities and thousands of professors and students from more than 30 countries around the world who use Audit Analytics every day.

Audit Analytics is a leading data and research provider focused on audit, regulatory, and disclosure intelligence. Our data is collected, organized, and analyzed with rigor by our expert team of researchers.

Through a wide array of comprehensive datasets, Audit Analytics empowers faculty and students and provides a competitive edge.

In this Getting Started Guide, we've pulled together some useful information to help ensure you get the most out of our platform and products.

What's Inside

Access	2
Dashboard	3
Company Search	3
All Entities Search	3
Release Notes	4
Databases	4
Saved Searches	4
Audit Analytics Reports	4
Database Searches	5
Data Dictionaries	5
Applying Filters	5
Viewing + Saving Search Results	6
Downloading Data	7
Company Profiles	9
Dashboard Access	9
Database Search Access	9
Company Profile Highlights	10
Risk Indicators	11
Audit Firm Profiles	12
Saved Search Alerts	13
Reports	14
Citing Audit Analytics	15
About Audit Analytics	15

Access

In most cases, a university subscription provides campus-wide access to all current students and faculty.

To obtain login credentials, please visit <https://go.auditanalytics.com/academic-registration> with your full name. (Be sure to use your university email address.) You will receive an email with instructions to complete your account registration.

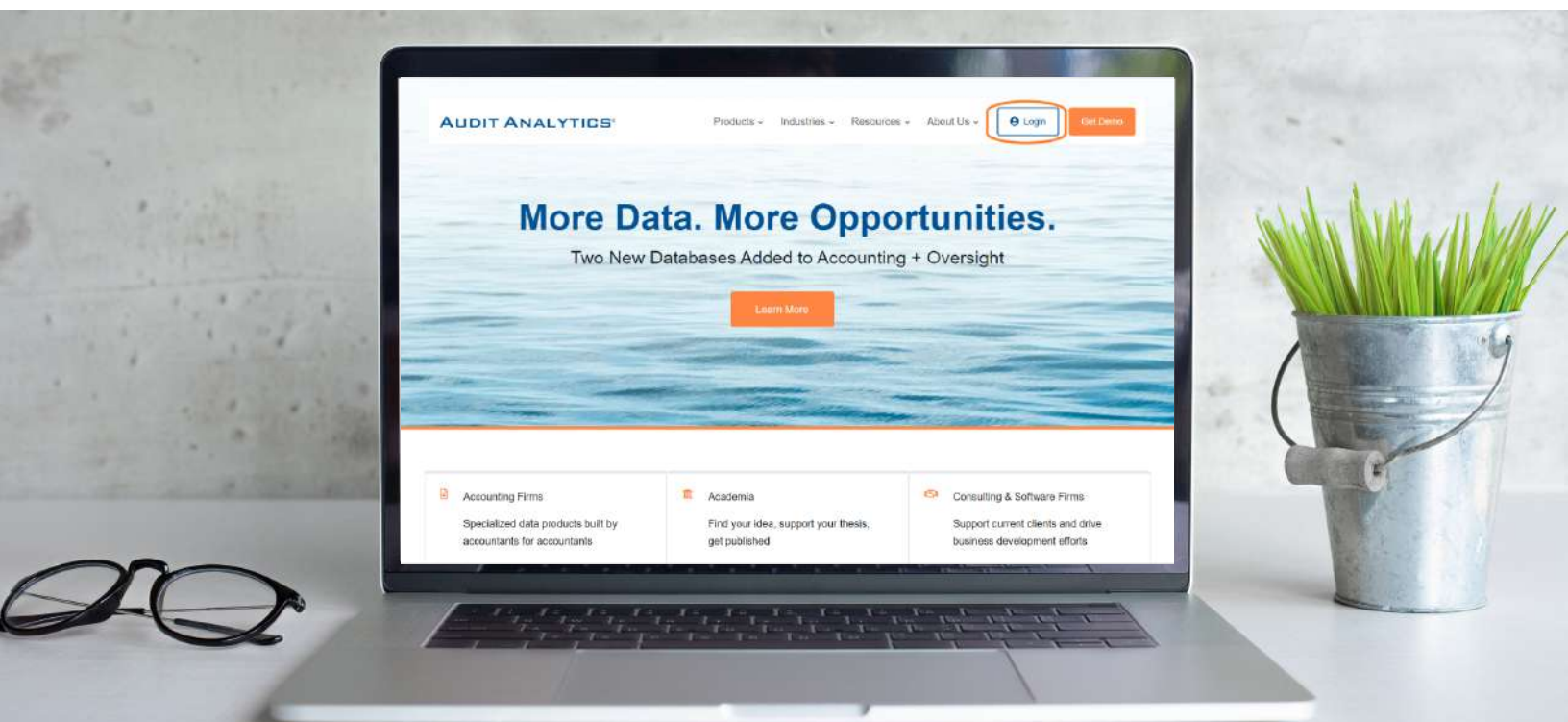
There are no limits to the number of times you can access Audit Analytics or download data for your research.

We also provide our data via the Wharton Research Data Services (WRDS) platform. Contact your university representative for more information and to access Audit Analytics via WRDS.



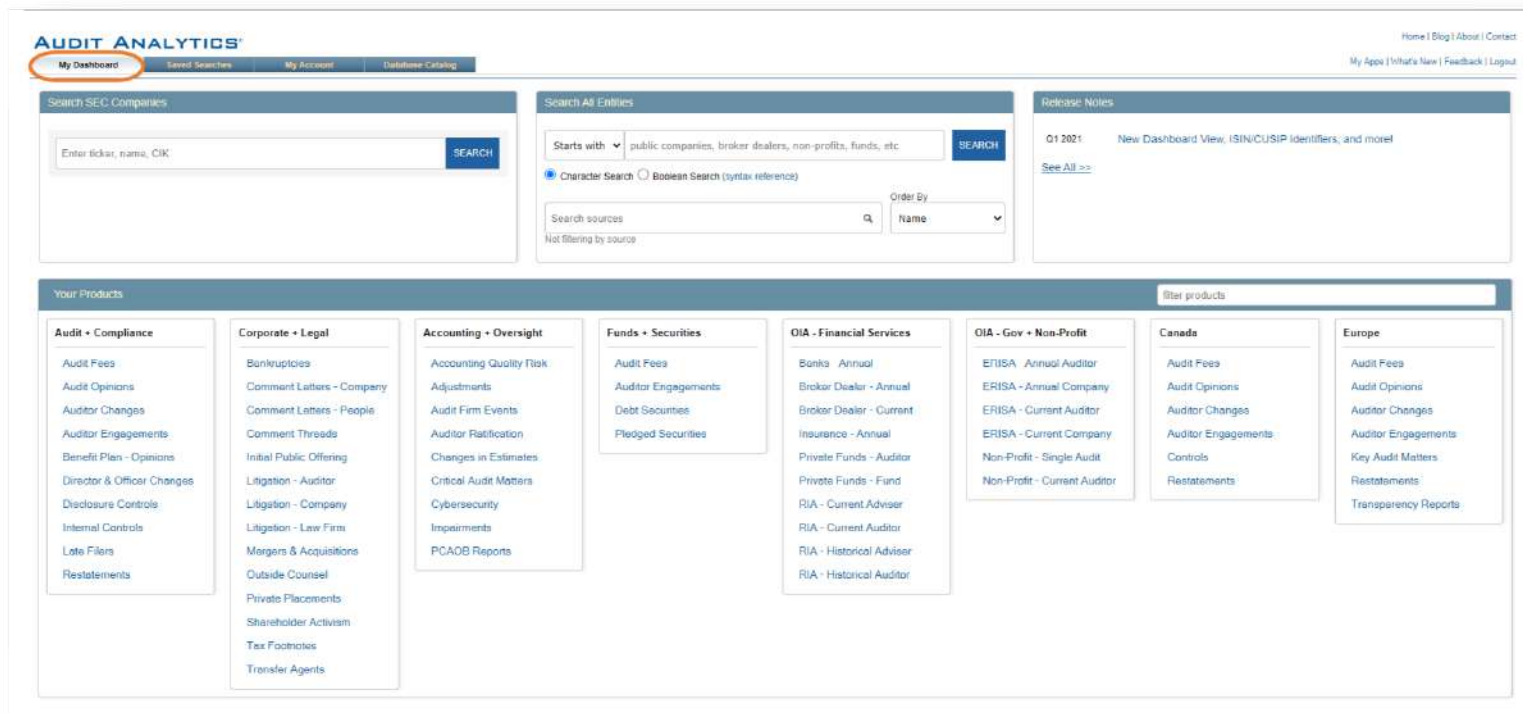
Logging In

To log in, simply go to AuditAnalytics.com and click the “Login” button at the top of the page. Enter your login credentials (email address and password).



Dashboard

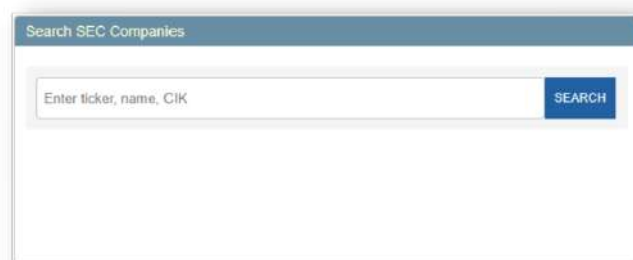
Once logged in, you will be taken to your Dashboard, which streamlines the user experience by ensuring the content and functionality most valuable to you is immediately accessible from one easy-to-use location.



Company Search

You can search for specific companies directly on the Dashboard.

Simply use the "Search SEC Companies" field to search by company name, ticker, or CIK.



All Entities Search

Also conveniently located on the Dashboard, the "Search All Entities" field allows you to easily search all entities contained in our various datasets. This includes companies, audit firms, broker-dealers, non-profits, etc.

This enables users to quickly find and identify entity relationships and connections.



Release Notes

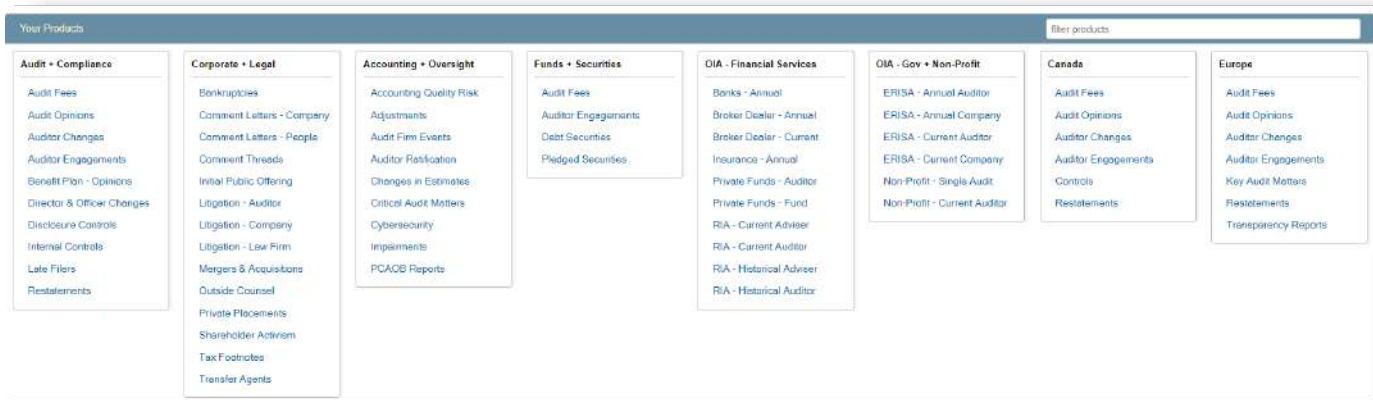
Release Notes, a quarterly update highlighting improvements and enhancements across all Audit Analytics' products, can be accessed directly from the Dashboard, as well.

With this feature, you can stay informed of what's new.



Databases

Audit Analytics offers eight modules containing an aggregate of over 50 databases. Although all of our databases are listed on your dashboard, you will only be able to access the databases included in your subscription. For access to additional databases, please contact sales@auditanalytics.com.

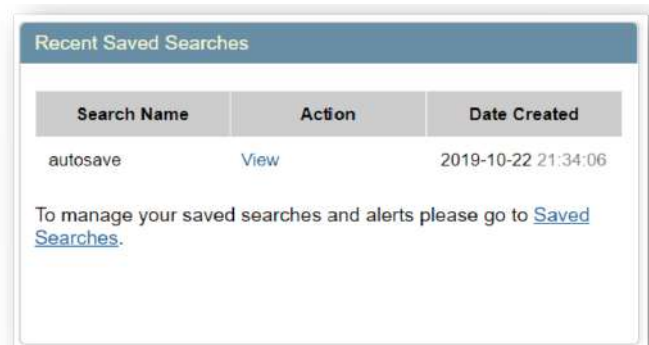


Saved Searches

For your convenience, we offer Saved Searches and Alerts. The Saved Search feature allows you to re-run a search that you plan to use relatively frequently. The Alerts option allows you to receive any updates related to your search straight to your inbox.

See page 6 for information on how to save searches.

See page 13 for information on how to set up alerts.



Audit Analytics Reports

Audit Analytics publishes several reports throughout the year, all of which are complimentary to our clients.

You can access these Reports directly from the Dashboard.

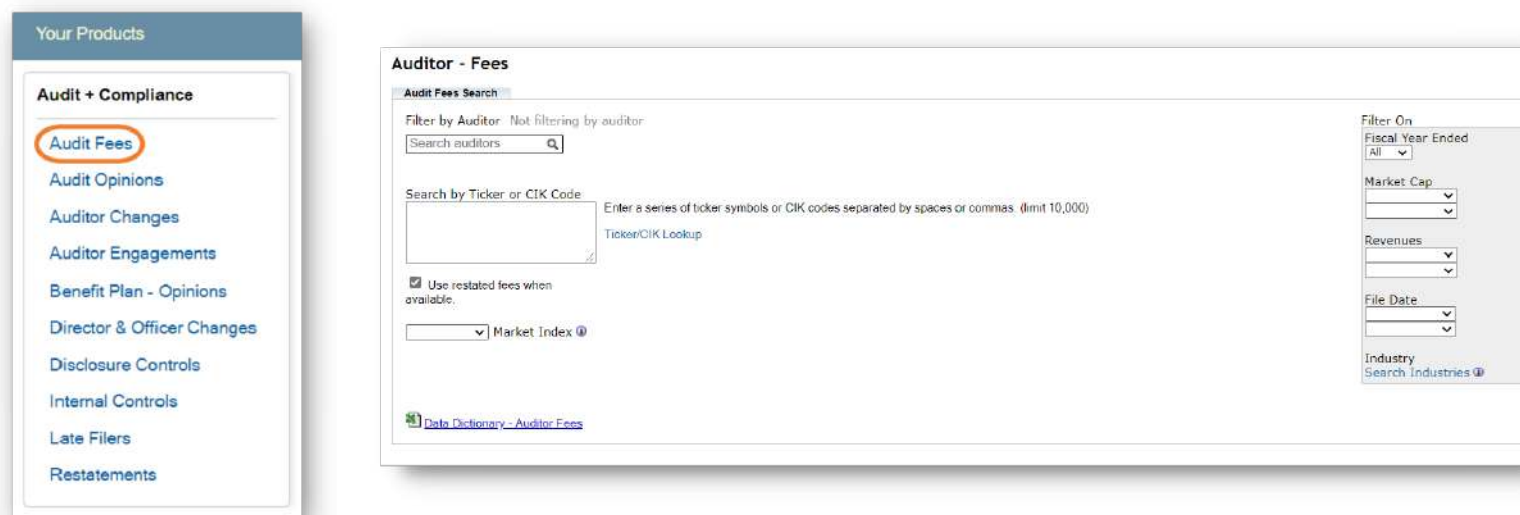
For more information on Reports see page 14.



Database Searches

To search a specific dataset, select a database from your Dashboard.

Here, for example, we selected the Audit Fees database in the Audit + Compliance module.

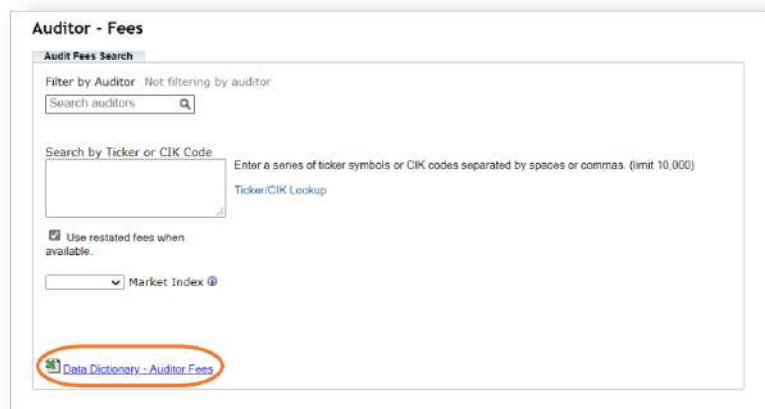


Data Dictionaries

On each database search page, you will find a Data Dictionary.

The Data Dictionary contains all the fields and definitions for the specific database you're using and defines the title columns in the excel download associated with your search.

It also contains other useful information particular to that database, including the historical scope of the dataset and data sources.



Applying Filters

The interface offers several filters to help you narrow your search.

Here, for example, we've used filters to search for Audit Fees of the Big Four for Telecommunications companies with a Market Cap of over \$1 billion.



Viewing + Saving Search Results

Our filtered audit search returned 1,119 audits.

You can view all your search results directly below the search interface. There is also an option to download your search results in an Excel spreadsheet.

Auditor - Fees

Audit Fees Search

Filter by Auditor: **Filtering by 4 auditors**

Search auditors

Search by Ticker or CIK Code Enter a series of ticker symbols or CIK codes separated by spaces or commas. (limit 10,000)

☒ Use restated fees when available.

1,119 Audits Found [Save This Search](#)

\$7,345,675,366 Total Audit Fees
\$2,645,235,979 Total Non Audit Fees
\$9,960,911,345 Total Fees

[Download Spreadsheet \[XLS\]](#) | [\[CSV\]](#) 433 KB

[Data Dictionary - Auditor Fees](#)

Filter On

Fiscal Year Ended:

Market Cap:

Revenues:

File Date:

Industry: ☒ NAICS: 517*

Company Location:

Audit Fees:

Non Audit Fees:

Tax Fees:

Sort By:

At this point, you have the option to save your search. Select the "Save This Search" hyperlink. Then, name and save your search.

You will now have access to your search at any time from the "Saved Searches" tab at the top of your screen.

Saved Searches

Please name the search...

Audit Fees: Big Four for TELECOM >\$1B

To return to your search results, select "view," and your previous search results will appear.

AUDIT ANALYTICS®

[My Dashboard](#) [Saved Searches](#) [My Account](#) [Database Catalog](#)

Saved Searches

Search Name	Actions	Date Created	Alert
Audit Fees: Big Four for TELECOM >\$1B	View Rename Delete	2021-04-22 09:52:15	N/A



Note:

For some of our databases, you can opt into "Alerts" for your saved search, allowing you to receive an email notification anytime there is new information related to your search added to the database.

See page 12 for more details on alerts and how to opt into them.

As shown in the image below, our 1,119 search results appear under "Search Results."

From this view, you can identify each company, ticker, auditor, fees, market cap, and revenue that falls within the scope of your search.

Search Results									
Page 1 of 45 Next >>									
Company	Ticker	Auditor	Audit Fees	Non Audit Fees	Total Fees	Market Cap	Revenue	State	Year
AT&T INC.	T	Ernst & Young LLP	\$52,100,000	\$15,000,000	\$67,100,000	\$283,872 M	\$181,193 M	TX	2019
AT&T INC.	T	Ernst & Young LLP	\$50,500,000	\$19,300,000	\$69,800,000	\$203,376 M	\$171,760 M	TX	2020
AT&T INC.	T	Ernst & Young LLP	\$49,500,000	\$15,700,000	\$65,000,000	\$214,862 M	\$170,756 M	TX	2018
BCI INC.	KPMG LLP		\$42,200,000	\$10,800,000	\$52,000,000	\$7,612 M	\$20,690 M	VA	2004
VERIZON COMMUNICATIONS INC.	VZ	Ernst & Young LLP	\$39,200,000	\$16,100,000	\$55,300,000	\$218,372 M	\$126,034 M	NY	2017
VERIZON COMMUNICATIONS INC.	VZ	Ernst & Young LLP	\$39,000,000	\$11,900,000	\$50,900,000	\$282,460 M	\$151,688 M	NY	2019
VERIZON COMMUNICATIONS INC.	VZ	Ernst & Young LLP	\$37,700,000	\$13,000,000	\$50,700,000	\$243,361 M	\$128,292 M	NY	2020
AT&T INC.	T	Ernst & Young LLP	\$37,500,000	\$12,800,000	\$50,300,000	\$239,587 M	\$160,546 M	TX	2017
TELEFONICA S A	TEF	Ernst & Young LLP	\$36,568,036	\$2,261,205	\$38,829,241	\$77,969 M	\$61,573 M	US	2011
VERIZON COMMUNICATIONS INC.	VZ	Ernst & Young LLP	\$35,600,000	\$14,700,000	\$50,300,000	\$231,475 M	\$130,893 M	NY	2018
TELEFONICA S A	TEF	Ernst & Young LLP	\$34,192,409	\$2,802,621	\$36,995,030	\$103,770 M	\$81,482 M	US	2010
DEUTSCHE TELEKOM AG	TEF	PricewaterhouseCoopers LLP	\$33,918,000	\$17,335,900	\$51,253,900	\$79,338 M	\$80,895 M	2M	2006
TELEFONICA S A	TEF	Ernst & Young LLP	\$33,535,500	\$2,442,545	\$35,978,045	\$106,760 M	\$80,549 M	US	2006
ORANGE	ORAN	Ernst & Young LLP	\$33,038,700	\$2,261,200	\$35,299,900	\$72,205 M	\$68,177 M	IO	2006
TELEFONICA S A	TEF	Ernst & Young LLP	\$31,993,432	\$2,050,861	\$34,044,291	\$133,559 M	\$81,395 M	US	2009
VERIZON COMMUNICATIONS INC.	VZ	Ernst & Young LLP	\$31,700,000	\$21,200,000	\$52,900,000	\$219,078 M	\$125,900 M	NY	2016
AT&T INC.	T	Ernst & Young LLP	\$30,700,000	\$14,700,000	\$45,400,000	\$261,975 M	\$163,706 M	TX	2016
TELEFONICA S A	TEF	Ernst & Young LLP	\$30,680,038	\$2,572,151	\$33,252,189	\$92,531 M	\$82,211 M	US	2012
ORANGE	ORAN	Deloitte & Touche LLP	\$30,275,000	\$376,687	\$30,651,687	\$72,205 M	\$68,177 M	IO	2006
TELEFONICA S A	TEF	Ernst & Young LLP	\$30,074,108	\$2,176,370	\$32,249,478	\$154,375 M	\$82,520 M	US	2007
DEUTSCHE TELEKOM AG	T	Ernst & Young LLP	\$29,648,900	\$5,401,760	\$35,049,660	\$79,338 M	\$50,895 M	2M	2006
AT&T INC.	T	Ernst & Young LLP	\$28,600,000	\$15,700,000	\$44,300,000	\$214,868 M	\$146,001 M	TX	2015
DEUTSCHE TELEKOM AG	T	PricewaterhouseCoopers LLP	\$28,374,358	\$15,828,473	\$44,000,859	\$94,469 M	\$91,402 M	2M	2007
TELEFONICA S A	TEF	Ernst & Young LLP	\$28,225,420	\$1,952,535	\$30,177,955	\$71,906 M	\$69,692 M	US	2013
VERIZON COMMUNICATIONS INC.	VZ	Ernst & Young LLP	\$28,200,000	\$8,300,000	\$36,500,000	\$108,729 M	\$88,182 M	NY	2006

Downloading Data + Further Analysis

We also offer the option to download an Excel spreadsheet that contains more in-depth information. Once downloaded, you can apply formulas to your spreadsheet and further analyze the data.

Auditor - Fees

Audit Fees Search

Filter by Auditor **Filtering by 4 auditors**

Search auditors

Search by Ticker or CIK Code

Enter a series of ticker symbols or CIK codes separated by spaces or commas. (limit 10,000)

Ticker/CIK Lookup

☒ Use restated fees when available.

☐ Market Index

1,119 Audits Found [Save This Search](#)

\$7,345,675,366 Total Audit Fees

\$2,615,235,979 Total Non Audit Fees

\$9,960,911,345 Total Fees

[Download Spreadsheet \[XLS\]](#) | [\[CSV\]](#) 433 KB

[Data Dictionary - Auditor Fees](#)

Filter On

Fiscal Year Ended

Market Cap

Revenues

File Date

Industry

Search Industries

NAICS: 917*

Company Location

Audit Fees

Non Audit Fees

Tax Fees

Sort By

Audit Fees

Search

The Excel download will display company information (including unique identifiers, market, industry, location, and financials), audit firm information, and, in this case, audit fee information (including the source, categorized fees, and fiscal year-end).

	A	B	C	D	E	F	G	H	I	J	K	L	M	N	O	P	Q	R	S	T	U	V	W
1	Company	CIK Code	ISIN	CUSIP	Ticker	Market	IRS Numb	Bus Street	Bus Street	City	County	State Cod	State Nam	Region	Zip	Bus Phone	Incorpor	Parent CIK	Parent Na	SIC Code	SIC Descrj	NAICS Coc	NAICS Des Fil
2	AT&T INC.	732717	US00206R	00206R10	T	NYSE	4.31E+08	208 S. AKA ATTN : JAN DALLAS		Dallas	TX	TEXAS	US Southw		75202 (210) 821--DE					4813	Telephone	517110	Wired Tele
3	AT&T INC.	732717	US00206R	00206R10	T	NYSE	4.31E+08	208 S. AKA ATTN : JAN DALLAS		Dallas	TX	TEXAS	US Southw		75202 (210) 821--DE					4813	Telephone	517110	Wired Tele
4	AT&T INC.	732717	US00206R	00206R10	T	NYSE	4.31E+08	208 S. AKA ATTN : JAN DALLAS		Dallas	TX	TEXAS	US Southw		75202 (210) 821--DE					4813	Telephone	517110	Wired Tele
5	MCI INC	723527					5.82E+08	22001 LOUDON COU	ASHBURN	Loudoun	VA	VIRGINIA	US Mid Atl		20147 (601) 460--DE					4813	Telephone	517212	Cellular an
6	VERIZON C	732712	US92343V	92343V10	VZ	NYSE	2.32E+08	1095 AVENUE OF THE NEW YORI		New York	NY	NEW YORK	US Mid Atl		10036 (212) 395--DE					4813	Telephone	517110	Wired Tele
7	VERIZON C	732712	US92343V	92343V10	VZ	NYSE	2.32E+08	1095 AVENUE OF THE NEW YORI		New York	NY	NEW YORK	US Mid Atl		10036 (212) 395--DE					4813	Telephone	517110	Wired Tele
8	VERIZON C	732712	US92343V	92343V10	VZ	NYSE	2.32E+08	1095 AVENUE OF THE NEW YORI		New York	NY	NEW YORK	US Mid Atl		10036 (212) 395--DE					4813	Telephone	517110	Wired Tele
9	AT&T INC.	732717	US00206R	00206R10	T	NYSE	4.31E+08	208 S. AKA ATTN : JAN DALLAS		Dallas	TX	TEXAS	US Southw		75202 (210) 821--DE					4813	Telephone	517110	Wired Tele
10	TELEFONIA	814052	ES017843C	87938210	TEF	NYSE		0 GRAN VIA 28		MADRID		U3	SPAIN	Foreign	28013 00 34 91 5 U3					4813	Telephone	517110	Wired Tele
11	VERIZON C	732712	US92343V	92343V10	VZ	NYSE	2.32E+08	1095 AVENUE OF THE NEW YORI		New York	NY	NEW YORK	US Mid Atl		10036 (212) 395--DE					4813	Telephone	517110	Wired Tele
12	TELEFONIA	814052	ES017843C	87938210	TEF	NYSE		0 GRAN VIA 28		MADRID		U3	SPAIN	Foreign	28013 00 34 91 5 U3					4813	Telephone	517110	Wired Tele
13	DEUTSCHE	946770	DE000555	02035M136				0 FRIEDERICH EBERT AL	BONN		2M	GERMANY	Foreign	053113 (492) 281--I9						4812	Radioteleg	517110	Wired Tele
14	TELEFONIA	814052	ES017843C	87938210	TEF	NYSE		0 GRAN VIA 28		MADRID		U3	SPAIN	Foreign	28013 00 34 91 5 U3					4813	Telephone	517110	Wired Tele
15	ORANGE	1038143	FR000013	F6866T10	ORAN	NYSE	1E+09	78 RUE OL CEDEX 1		PARIS		IO	FRANCE	Foreign	75015 3.31E+10 IO					4813	Telephone	517310	Telecomm
16	TELEFONIA	814052	ES017843C	87938210	TEF	NYSE		0 GRAN VIA 28		MADRID		U3	SPAIN	Foreign	28013 00 34 91 5 U3					4813	Telephone	517110	Wired Tele
17	VERIZON C	732712	US92343V	92343V10	VZ	NYSE	2.32E+08	1095 AVENUE OF THE NEW YORI		New York	NY	NEW YORK	US Mid Atl		10036 (212) 395--DE					4813	Telephone	517110	Wired Tele
18	AT&T INC.	732717	US00206R	00206R10	T	NYSE	4.31E+08	208 S. AKA ATTN : JAN DALLAS		Dallas	TX	TEXAS	US Southw		75202 (210) 821--DE					4813	Telephone	517110	Wired Tele
19	TELEFONIA	814052	ES017843C	87938210	TEF	NYSE		0 GRAN VIA 28		MADRID		U3	SPAIN	Foreign	28013 00 34 91 5 U3					4813	Telephone	517110	Wired Tele
20	ORANGE	1038143	FR000013	F6866T10	ORAN	NYSE	1E+09	78 RUE OL CEDEX 1		PARIS		IO	FRANCE	Foreign	75015 3.31E+10 IO					4813	Telephone	517310	Telecomm
21	TELEFONIA	814052	ES017843C	87938210	TEF	NYSE		0 GRAN VIA 28		MADRID		U3	SPAIN	Foreign	28013 00 34 91 5 U3					4813	Telephone	517110	Wired Tele

Auditor - Fees

Audit Fees Search

Filter by Auditor: **Filtering by 4 auditors**

Search auditors:

Search by Ticker or CIK Code: Enter a series of ticker symbols or CIK codes separated by spaces or commas. (limit 10,000)

[Ticker/CIK Lookup](#)

☒ Use restated fees when available.

Market Index:

1,119 Audits Found [Save This Search](#)

\$7,345,675,366 Total Audit Fees
 \$2,615,235,979 Total Non Audit Fees
 \$9,960,911,345 Total Fees

[Download Spreadsheet \[XLS\]](#) | [\[CSV\]](#) 433 KB

[Data Dictionary - Auditor Fees](#)



Note:

You can find an explanation of the Excel spreadsheet column titles in the Data Dictionary located directly below the Download Spreadsheet hyperlink.

Finally, depending on the size of the database you're using, you can select "Search" without applying any filters if you wish to retrieve all the data.

Auditor - Fees

Audit Fees Search

Filter by Auditor: **Not filtering by auditor**

Search auditors:

Search by Ticker or CIK Code: Enter a series of ticker symbols or CIK codes separated by spaces or commas. (limit 10,000)

[Ticker/CIK Lookup](#)

☒ Use restated fees when available.

Market Index:

240,807 Audits Found [Save This Search](#)

\$262,881,696,708 Total Audit Fees
 \$85,830,162,035 Total Non Audit Fees
 \$348,711,858,743 Total Fees

Excel downloads are limited to 200,000 rows.

[Data Dictionary - Auditor Fees](#)



Note:

Audit Analytics Excel downloads are limited to 200,000 rows, so be sure to take advantage of the filter tools for large databases to narrow your search results.

Company Profiles

Audit Analytics provides extensive Company Profiles that include company overviews, source documents, and access to filings.

You can access these profiles directly from your dashboard, or you can select a company name in your search results.

Dashboard Access

If you wish to find a specific company profile, simply type their name into the search bar on your Dashboard Page.

Search SEC Companies

AT&T|

SEARCH

T	AT&T INC.	732717
	AT&T CORP	5907
	AT&T LATIN AMERICA CORP	1113527
	AT&T Mobility LLC	1130452
	AT&T UNIVERSAL CARD MASTER TRUST	947183

Database Search Access

After completing a database search, a list of companies will appear in your search result. When you select a company name, you will be taken to their company profile.

Auditor - Fees

Audit Fees Search

Filter by Auditor

Filtering by 4 auditors

Search auditors

Search by Ticker or CIK Code

Enter a series of ticker symbols or CIK codes separated by spaces or commas. (limit 10,000)

Ticker/CIK Lookup

☒ Use restated fees when available.

Market Index

1,119 Audits Found

Save This Search

\$7,345,675,366 Total Audit Fees

\$2,615,235,979 Total Non Audit Fees

\$9,960,911,345 Total Fees

Download Spreadsheet [XLS] | [CSV] 433 KB

Data Dictionary - Auditor Fees

Filter On

Fiscal Year Ended

All

Company Location

Audit Fees

Non Audit Fees

Tax Fees

Market Cap

> \$1 billion

Revenues

File Date

Industry

Search Industries

NAICS: 517*

Sort By

Audit Fees

Search

Search Results

Company	Ticker	Auditor	Audit Fees	Non Audit Fees	Total Fees	Market Cap
AT&T INC.	T	Ernst & Young LLP	\$52,100,000	\$15,000,000	\$67,100,000	\$283.872 M
AT&T INC.	T	Ernst & Young LLP	\$50,500,000	\$18,300,000	\$68,800,000	\$203.376 M
AT&T INC.	T	Ernst & Young LLP	\$49,500,000	\$15,700,000	\$65,000,000	\$214.992 M
AT&T INC.	T	KPMG LLP	\$42,200,000	\$10,600,000	\$52,800,000	\$7.812 M
VERIZON COMMUNICATIONS INC	VZ	Ernst & Young LLP	\$39,200,000	\$16,100,000	\$55,300,000	\$218.372 M
VERIZON COMMUNICATIONS INC	VZ	Ernst & Young LLP	\$39,000,000	\$11,900,000	\$50,900,000	\$252.490 M

Company Profile Highlights

As an example, we've accessed the company profile for AT&T.

There are four tabs at the top (Overview, Company Info, Governance, and Legal), and each tab contains the relevant subtabs of data.

For example, here, at the Overview tab, you will see subtabs for Restatements, Estimate Changes, Audit Fees, Auditor Changes, Opinions, Controls, Late Filings, and Impairments data.

AT&T INC. [T]
Formerly: SBC COMMUNICATIONS INC (Until 2005-11-18)
Formerly: SOUTHWESTERN BELL CORP (Until 1995-04-26)
View Subsidiaries

Overview | Company Info | Governance | Legal

Audit Opinion - Change in Engagement Partner | CEO Change | Disclosure Controls | Impairments | CFO Change | Litigation - Regulatory | Litigation - Environmental | Litigation - Intellectual Property
Litigation - Shareholder Actions | Change in Accounting Estimates | Altman Z-Score

Ticker: T (NYSE)
IRS Number: 43-1301883
Fiscal Year End: December 31st
Business Address: 208 S. AKARD ST
ATTN: JAMES LACY
DALLAS, TEXAS 75202
(210) 821-4105

IPO Year: 1984
Index: Member S&P 500
Member Russell 1000

Auditor: Ernst & Young LLP since 1983
CIK Code: 732717
Filer Status: Large Accelerated Filer as of 31 December 2020
Mailing Address: 208 S. AKARD ST
ATTN: JAMES LACY
DALLAS, TEXAS 75202

Company Website: <https://www.att.com>
Industry: SIC: 4813
Telephone Communications, Except Radiotelephone
NAICS: 517110
Wired Telecommunications Carriers
SEC Assistant Director: 18
Technology

Market Cap: \$213,881,587,245
Revenue (yr):** \$171,760,000,000
Revenue (mrr): \$45,691,000,000
Earnings (mrr): \$-13,883,000,000
Assets: \$525,761,000,000
Transfer Agent: Computershare Inc./TA
Shareholders: Common 887,276 (2020-02-20)

Shares Outstanding: 7,131,763,496
Float: 7,133,328,778

Last Report: 10-K (2021-02-25)
Last Securities Registration: S-8 (2019-12-16)
Outside Counsel: Sullivan & Cromwell LLP | More Detail >>
State of Incorporation: Delaware

[Income Statement](#) | [Balance Sheet](#) | [Cash Flow](#) | Market Cap as of 2021-04-19. Financial info as of 2020-12-31. ** Trailing twelve months.

Restatements | **Estimate Changes** | **Audit Fees** | **Auditor Changes** | **Opinions** | **Controls** | **Late Filings** | **Impairments**

Company Data

Year	Filing	File Date	Auditor	Audit	Audit Related	Tax	Other	Total
2020	DEF 14A	2021-03-11	Ernst & Young LLP	\$50,500,000	\$10,300,000	\$9,000,000	\$0	\$69,800,000

FEE BENCHMARKING XLSX

At the subtabs, you will find an overview of that data and links to source filings. For example, here at the Audit Fees tab, you can see the audit, audit-related, tax, and other fees by year. You can also access source filings here.

AT&T INC. [T]
Formerly: SBC COMMUNICATIONS INC (Until 2005-11-18)
Formerly: SOUTHWESTERN BELL CORP (Until 1995-04-26)
View Subsidiaries

Overview | Company Info | Governance | Legal

Audit Opinion - Change in Engagement Partner | CEO Change | Disclosure Controls | Impairments | CFO Change | Litigation - Regulatory | Litigation - Environmental | Litigation - Intellectual Property
Litigation - Shareholder Actions | Change in Accounting Estimates | Altman Z-Score

Ticker: T (NYSE)
IRS Number: 43-1301883
Fiscal Year End: December 31st
Business Address: 208 S. AKARD ST
ATTN: JAMES LACY
DALLAS, TEXAS 75202
(210) 821-4105

IPO Year: 1984
Index: Member S&P 500
Member Russell 1000

Auditor: Ernst & Young LLP since 1983
CIK Code: 732717
Filer Status: Large Accelerated Filer as of 31 December 2020
Mailing Address: 208 S. AKARD ST
ATTN: JAMES LACY
DALLAS, TEXAS 75202

Company Website: <https://www.att.com>
Industry: SIC: 4813
Telephone Communications, Except Radiotelephone
NAICS: 517110
Wired Telecommunications Carriers
SEC Assistant Director: 18
Technology

Market Cap: \$213,881,587,245
Revenue (yr):** \$171,760,000,000
Revenue (mrr): \$45,691,000,000
Earnings (mrr): \$-13,883,000,000
Assets: \$525,761,000,000
Transfer Agent: Computershare Inc./TA
Shareholders: Common 887,276 (2020-02-20)

Shares Outstanding: 7,131,763,496
Float: 7,133,328,778

Last Report: 10-K (2021-02-25)
Last Securities Registration: S-8 (2019-12-16)
Outside Counsel: Sullivan & Cromwell LLP | More Detail >>
State of Incorporation: Delaware

[Income Statement](#) | [Balance Sheet](#) | [Cash Flow](#) | Market Cap as of 2021-04-19. Financial info as of 2020-12-31. ** Trailing twelve months.

Restatements | **Estimate Changes** | **Audit Fees** | **Auditor Changes** | **Opinions** | **Controls** | **Late Filings** | **Impairments**

Company Data

Year	Filing	File Date	Auditor	Audit	Audit Related	Tax	Other	Total
2020	DEF 14A	2021-03-11	Ernst & Young LLP	\$50,500,000	\$10,300,000	\$9,000,000	\$0	\$69,800,000

FEE BENCHMARKING XLSX

Risk Indicators

Prominently displayed at the top of the Company Profile, you will notice red flags (if applicable). These indicate categories where there is a risk factor present for that company.

AT&T INC. [T]
 Formerly: SBC COMMUNICATIONS INC (Until 2005-11-18)
 Formerly: SOUTHWESTERN BELL CORP (Until 1995-04-26)
 View Subsidiaries

Overview | Company Info | Governance | Legal

Risk Indicators: Audit Opinion - Change in Engagement Partner, CEO Change, Disclosure Controls, Impairments, CFO Change, Litigation - Regulatory, Litigation - Environmental, Litigation - Intellectual Property

Company Data:

Year	Filing	File Date	Auditor	Audit	Audit Related	Tax	Other	Total
2020	DEF 14A	2021-03-11	Ernst & Young LLP	\$50,500,000	\$10,300,000	\$9,000,000	\$0	\$69,800,000

These risk indicators make it easy to identify all "at-risk" items for each company at a glance. To understand what led to a flag, you can click on each one for more information.



Accounting Quality + Risk Matrix (AQRM) | AQRM Legend | AQRM Matrix

Auditor: Ernst & Young LLP since 1983

Flag Name	2021	2020	2019	2018	2017
AUDITORS					
Auditor Ratification - Significant Vote Against					
Audit Opinion - Going Concern					
Audit Opinion - Change in Engagement Partner					
Auditor Change					
Audit Fees - Significant Change					
Audit Fees - High Outlier					
Audit Fees - Significant Non-Audit Fees					

Note:

You may also notice an orange AQRM button at the top of your screen.

This button will compile a risk matrix for you showing any notable, significant, or critical risk for that company.

Access the AQRM legend for more information about what each flag means.

Audit Firm Profiles

Similarly, each audit firm in the database has a profile page. To access an audit firm profile, search for an audit firm using the "Search All Entities" feature on the Dashboard (see page 3). Under "Search Sources," select "Auditor" and search for an audit firm by name. You can also access audit firm profiles using the jump links on the Search Results pages and the Company Profile pages.

AT&T INC. [T]
Formerly: SBC COMMUNICATIONS INC (Until 2005-11-18)
Formerly: SOUTHWESTERN BELL CORP (Until 1995-04-26)
View Subsidiaries

Overview | Company Info | Governance | Legal

Auditor Ernst & Young LLP since 1983

CIK Code 732717 - SEC Filings 34 Act Filer

Filer Status Large Accelerated Filer as of 31 December 2020

Mailing Address 208 S. AKARD ST.
ATTN: JAMES LACY
DALLAS, TEXAS 75202

Company Website <https://www.att.com>

Industry SIC: 4813
Telephone Communications, Except Radiotelephone
NAICS: 517110
Wired Telecommunications Carriers
SEC Assistant Director: 18
Technology

Market Cap \$213,881,587,245

Revenue (yr)** \$171,760,000,000

Revenue (mrg) \$45,681,000,000

Earnings (mrg) \$-13,883,000,000

Assets \$526,761,000,000

Transfer Agent Computershare Inc./TA

Shareholders Common 887,276 (2020-02-20)

Shares Outstanding 7,131,763,496

Float 7,133,328,778

Last Report 10-K (2021-02-25)

Last Securities Registration S-8 (2019-12-16)

Outside Counsel Sullivan & Cromwell LLP | More Detail >>

State of Incorporation Delaware

Income Statement | **Balance Sheet** | **Cash Flow** Market Cap as of 2021-04-19. Financial info as of 2020-12-31. ** Trailing twelve months.

Restatements | **Estimate Changes** | **Audit Fees** | **Auditor Changes** | **Opinions** | **Controls** | **Late Filings** | **Impairments**

Company Data

Year	Filing	File Date	Auditor	Audit	Audit Related	Tax	Other	Total
2020	DEF 14A	2021-03-11	Ernst & Young LLP	\$50,500,000	\$10,300,000	\$9,000,000	\$0	\$69,800,000

Also, note the tabs of information available and the links to downloads and reports. Similar to the company profiles, the auditor profiles provide a vast amount of information including firm history, locations, legal actions, clients, transparency reports, affiliates, inspection reports, and more.

Ernst & Young LLP

Overview | Locations | Legal | Clients | Transparency Reports | Affiliates | Inspections

Headquarters
5 Times Square
New York, New York 10036-8530
(212) 773-3000
(212) 773-6350 (fax)
<http://www.ey.com/>

Member of Ernst & Young Global

PCAOB Registration Information
Registration ID: 0042
Registration Date: 2003-10-20

Firm History

Date	Type	Previous Name(s)	New Name(s)
2020-01-15	Name Change	Ernst & Young (inactive)	Ernst & Young PLT
2019-03-19	Merger / Acquisition	Kling & Pathak LLP	Ernst & Young LLP
2018-12-18	Merger / Acquisition	Linn Thurber LLP	Ernst & Young LLP
2013-11-27	Merger / Acquisition	KPMG P/S	Ernst & Young godkendt revisionspartnerselskab
2012-06-01	Merger / Acquisition	Hergett Duval Slack LLP	Ernst & Young LLP Chartered Accountants
2011-11-08	Merger / Acquisition	RSM Richter LLP (Toronto)	Ernst & Young LLP Chartered Accountants
2009-09-01	Merger / Acquisition	Veres Picton & Co LLP	Ernst & Young LLP Chartered Accountants
2005-09-06	Merger / Acquisition	Moore Stephens Ellis Foster Ltd	Ernst & Young LLP Chartered Accountants

Show full firm history

☐ Indicates firm event(s) pertaining to an affiliate.

Auditor Inspection Reports

Type	Date
Inspection	2020-12-17
Inspection	2020-04-28
Inspection	2019-09-12
Inspection	2017-12-19
Inspection	2016-10-25
Inspection	2015-06-30

Affiliate Inspection Reports

Client Summary

Type	Current*	Historical
SEC Registrants	1,785	8,630
SEC Mutual Funds	2,209	
Broker-Dealers	166	696
Registered Investment Advisers	190	1,054
Bank Holding Companies	43	114

Saved Search Alerts

The majority of our databases allow you to set up Saved Search Alerts. With this tool, an alert will be sent directly to your inbox whenever new data related to your Saved Search is available.

For example, we used our Audit Opinions database and ran a filtered search for Audit Opinions of the Big Four for Telecommunications companies with a Market Cap of over \$1 billion.

Your Products

- Audit + Compliance
 - Audit Fees
 - Audit Opinions**
 - Auditor Changes
 - Auditor Engagements
 - Benefit Plan - Opinions
 - Director & Officer Changes
 - Disclosure Controls
 - Internal Controls
 - Late Filers
 - Restatements

Audit - Opinions

Opinions Search

Filter by Auditor **Filtering by 4 auditors**

Search auditors

Groups	Unselect all groups	Selected	Done
Big 4 (DT, PwC, EY, KPMG)		KPMG LLP	
G6 (DT, PwC, EY, KPMG, GT, BDO)		Deloitte & Touche LLP	
		Ernst & Young LLP	
		PricewaterhouseCoopers LLP	
All	Unselect all		
A Chan & Company LLP			
AAFCPAs			
Aaron Stein CPA			
Abbate & Megale CPAs			
ABBM Group Ltd LLP			
Abbott Jordan & Kean LLC (Inactive)			
Abrams & Company PC			
Abrams Foster Nole & Williams			

Filter by Accounting Basis

Filter On

Fiscal Year: All

Company Location: Auditor Location

Market Cap: > \$1 billion

Revenue: [Dropdown]

Audit Fees: [Dropdown]

CAMs Disclosed: [Dropdown]

Industry Search Industries @ **NAICS: 517***

Sort By: Market Cap

Search

After completing and saving a search, you can then set up alerts in your "Saved Searches" tab. Simply select "Create Alert."

Search Name	Actions	Date Created	Alert
Audit Opinion: Big Four for TELECOM >\$1B	View Rename Delete	2021-04-23 15:57:41	Create Alert
Audit Fees: Big Four for TELECOM >\$1B	View Rename Delete	2021-04-23 15:57:07	N/A

From there, a drop down will appear, allowing you to opt into daily, weekly, or monthly alerts related to your search.

Search Name	Actions	Date Created	Alert
Audit Opinion: Big Four for TELECOM >\$1B	View Rename Delete	2021-04-23 15:57:41	Daily Save Cancel
Audit Fees: Big Four for TELECOM >\$1B	View Rename Delete	2021-04-23 15:57:07	N/A

Note:

While many of our databases do include this convenient tool, not all of them do. If the database you are using does not have this feature, "N/A" will appear under the "Alert" tab in your list of saved searches (as shown above for our "Audit Fees" search).

Reports

In addition to the databases, your Audit Analytics subscription also provides access to our reports. Here, our analysts provide complete analyses on popular topics including audit fees, going concerns, financial restatements, critical + key audit matters, cybersecurity breach disclosures, and more!

As an Audit Analytics client, you can download these reports directly from your Dashboard.

To view these reports, select "See All" under the "Audit Analytics Reports" tab on your dashboard.

From here, you will be able to access and download all the reports that Audit Analytics has published from 2006 to the present.

Audit Analytics Reports

2021-03-30

Trends in Cybersecurity Breaches

2021-03-11

Going Concerns: A Twenty-Year Review

2021-02-16

Serving Their Purpose? Insights on Critical + Key Audit Matters

See All >>

Audit Analytics Reports

Industry Briefs

2021 | 2020 | 2019 | 2018 | 2017 | 2016 | 2015 | 2014 | 2013 | 2012 | 2011 | 2010 | 2009 | 2008 | 2007 | 2006

Report

Trends in Cybersecurity Breaches

March 2021

Report

Going Concerns: A Twenty-Year Review

March 2021

Report

Serving Their Purpose? Insights on Critical + Key Audit Matters

February 2021

Worksheets for these summaries are available to subscribers by sending a request to info@auditanalytics.com.

Downloads

Spreadsheet

- Auditor rankings by number of SEC filing entities currently engaged.

[XLS] | [CSV]

Spreadsheet

- SAB 108 Adjustment

[XLS] | [CSV]

Spreadsheet

- FIN 48 Adjustment

[XLS] | [CSV]

Spreadsheet

- Historical Name Changes

[XLS] | [CSV]



Citing Audit Analytics

Our university agreements require that AuditAnalytics.com is sourced whenever information or data from the AuditAnalytics.com service is used. For example, AuditAnalytics.com can be sourced as follows:

Source: Audit Analytics

Audit Analytics is a premium online market intelligence service available from IVES Group, Inc., a leading research provider focused on audit, accounting, regulatory, and disclosure intelligence.

For information, call +1 508.476.7007, email info@auditanalytics.com, or visit www.auditanalytics.com.

About Audit Analytics

Founded in 2003, Audit Analytics offers more than 50 unique, comprehensive databases of normalized qualitative data for tracking and analyzing public company disclosures related to audit, accounting, regulatory, and disclosure intelligence.

Audit Analytics provides comprehensive, accurate, timely, and historical data for the archival research and analysis of our worldwide university clients.

Client Support

We are here to provide high-quality, comprehensive, and accessible data for your analysis, research work, and publications.

If, at any time, you have questions or need assistance, please contact us so that we can provide personalized and timely assistance.

We also greatly value your feedback and learning from and about your research findings.

Audit Analytics

9 Main Street | Suite 2F
Sutton, MA 01590

Phone: +1 508.476.7007
Email: support@auditanalytics.com